


The Watercolorboard™ was designed by Joe Leahy to solve the problem of buckling watercolor paper and the loss of control as pigment runs down hill when the paper starts to buckle.


Almost all methods of “stretching” really only attach the paper to the backing board. The paper is not so much “stretched” but “shrunk.” When the paper is re-soaked during a wet wash, the small amount of tension that is there is released, and buckles are formed.

The Watercolorboard™ places tension on the paper as it is being tightened down, so that no matter how wet the paper gets again, the tension keeps it flat.

A unique feature of the Watercolorboard™ is the beautiful embossed edge it leaves. The frame tightens on the paper to create a clean, finished edge where your staples and tape would have been.



The products shown in this brochure are available through:



Guerrilla Painter LLC

TOLL FREE 1-877-493-0217

WEBSITE [www.GuerrillaPainter.com](http://www.GuerrillaPainter.com)



POCHADE BOXES & PLEIN AIR SUPPLIES



A high quality precision device designed to tightly stretch watercolor paper.



Quarter sheet size .....**\$99.99**

Half sheet size ..... **\$129.99**

Full sheet size .....**\$159.99**

*An easy to use alternative for professionally stretched watercolor paper.*



A high quality precision device designed to tightly stretch watercolor paper. As the screws on the edge of the board are tightened, tension is placed on the outside edges of the paper. After the paper has dried, the paper will stay flat and buckle-free during wet washes. Holds 140 lb. - 300 lb. paper. Universal tripod mount on base allows you to attach this set up to a tripod. Comfortable carrying handle. Made of extruded aluminum and hardboard.

**(190QTR) Watercolorboard™ Quarter Size.....\$99.99**  
Measures 11x15. Weighs 3 lbs.

**(190HALF) Watercolorboard™ Half Size.....\$129.99**  
Measures 15x22. Weighs 5 lbs.

**(190FULL) Watercolorboard™ Full Size.....\$159.99**  
Measures 22x30. Weighs 8 lbs.

*Use the Watercolorboard on a tabletop, a laptop or mount on a tripod*




**(305K) Guerrilla Field Tripod™ Kit.....\$119.99**

Attach the tripod to the universal tripod mount located on the bottom of the Watercolorboard™. Kit includes a tripod, shoulder bag, two quick release plates and a tripod stone bag. 24" folded, 58" fully extended.



*The Watercolorboard™ is the handiest tool made for the traditional watercolorist.*



1

1. Partially loosen each screw until they are all free, then lift off the top rails.




2

2. Lay your watercolor paper down and thoroughly wet both sides. Let the paper sit for 5-10 minutes.



3

3. While the paper is still wet, lay the paper even with the edges of the board. Smooth out any wrinkles, then place the top rails back in place.



4

4. Starting from the center, tighten the screws only a few turns at a time, clockwise, until all the sides are flat and the edges are even. Do not overtighten.